

THE BOBBIN

durbanflytyers.co.za / facebook.com/DurbanFlyTyers



JUNE 2019

CHAIRMAN'S CHIRP

The AGM has come and gone and Bruce has provided a full report which you can read further on in the Bobbin.

The next month's tie will be very different. We are going to beam in a tyer from the UK. John Geils of Xplorer has kindly arranged for Paul Proctor of Semperfli to tie for us. John will be bringing free material for the tie including some new materials which many of you may not have seen to date.

As the river season closed on Friday, I'm going to sit down and run through all my kit, doing any running repairs as needed and the usual cleaning of lines and clearing and greasing of my reels. It's time worth spending getting your kit sorted. I'm also going to set time aside to restock my river boxes with my favourite patterns. It's a bit like fishing hibernation as I wait out the time to opening season. Well unless you can tempt me with 10lb plus fish....

See you soon.



FROM THE EDITOR

Apart from the administrative article on the AGM, we have a very interesting article from Gordon Gove on reel seat hardware. Now who would have thought that something like that would be so informative? It reminds me of his very interesting article on rod handles in the March Bobbin. I hope that Gordon can find more parts of rods to write about in further issues! (Are there other parts?)

Ernie Stevens tells us an interesting story about making sure that you fish with proper pants – and Gordon Gove demonstrates the obvious generation gap. Laurence has shared some really nice pictures of fishing in the Drakensberg. So nice to see members sharing their adventures.

Let's have more of that please!!



NEXT MEETING

Tuesday 4th of June at SASFIN's offices in Westway Office Park. Doors open at 5pm, Demos start at 6pm. The bar will be open and coffee will be on available.

In collaboration with Xplorer fly fishing and Semperfli there will be a live link fly tying demonstration with Paul Proctor of Semperfli, based in the UK. Bring your own vice and tie along or take notes and ask questions live, which Paul will answer. Paul is best known for his prolific writing in the UK's leading publications, Trout & Salmon and Trout Fisherman, he is a qualified AAPGAI instructor at Masters Level and is regarded by many to be in the forefront of UK fly fishers and fly tyers. Based in Cumbria, with some 30 years fly fishing experience, Paul provides first-class guiding, tying, fly casting & fly fishing tuition to all levels and abilities. Whilst offering a comprehensive knowledge of his home waters, he is equally experienced on rivers, stillwaters and saltwater throughout the UK and abroad. Paul will be tying the All Foam Beetle, the Pearly Butt Shuttlecock, the Foam Elk Hair Caddis, the Mobile Caddis Pupa and the Waterhen Bloa. Xplorer will be supplying materials for the ties.

ANNUAL GENERAL MEETING REPORT

The AGM was held at the Westville Library on 6 May 2019.

CHAIRMAN'S REPORT

Over the last year your committee has focused on a few areas which we have either received feedback about or where we think we can do things better.

On the fly tying front we have continued to source some exceptional local tyers such as Gary Glen-Young, Simon Hunter Bunn, Jacques Marais and Anton Martyn and a few of our own club members. We are going to try to extend this in the coming year to some international fly tyers and we currently are working on two well-known international tyers...watch this space. Reflecting back over the flies tied, there is a predominance of freshwater flies being demonstrated. I'm hoping that we can get a few more salt flies tied this coming year.

As many of you will know the cost of fly tying materials is our second biggest cost after bank charges. With Warren Prior's generous donation of his fly tying materials, we have wherever possible used his materials for the monthly tie. This combined with the generosity of guest tyers saw our expenditure on fly tying materials coming down considerably. We will continue to try and contain costs in the coming year by continuing this approach. On the issue of material costs, John Geils has offered paid up DFT members a discount on purchases in his shop.

Club outings have been a long standing tradition but in recent years the club has not organised any. This year we arranged a trip to Snowflake cottage on the bushman's river. The trip was fully subscribed and by all accounts was enjoyed by all who attended. Having participated it was clear to me that trips like this help build the club spirit amongst us and by sharing experiences, as well as skills, we collectively gain knowledge. It is my wish that we organize another trip, or two this coming year.

FOSAF membership is going to be done on a voluntary basis. If you want to join FOSAF, and I encourage you to do so, then when you pay your subs add R150 and the Club will pay this over to FOSAF on your behalf. Check out the FOSAF website for the discounts one is entitled to.

The Bobbin continues to struggle with content. While we have decided to continue running the Bobbin as a standalone monthly newsletter we have reduced the circulation to only Club members and are focusing on Club news items. I would appeal to club members to send in info, stories and the like to ensure that the Bobbin stays relevant.

We are always open to new ideas so keep them coming in.

PRIZE GIVING



Senior fly Tyer: Andrew Mather (The runner up was a very close Tom Gifford)



Foul Hook: Dave Smith was awarded the Foul Hook, despite, having been tasked by last years' AGM to purchase a projector, still has not bought it.

TREASURERS REPORT

The budget was tabled and the fees for 2019 were increase to R250. If individual members so desire, FOSAF fees of R150 can be paid through DFTC. The Income and Expenditure Statement is provided below

DURBAN FLY TYERS				
Income and Expenditure Statement for the year ending 31 March 2019				
	2018	Budget 2019	Actual 2019	Budget 2020
Income				
Subscriptions	R 7,620.00	R 7,000.00	R 6,810.00	R 7,000.00
Raffles	R -	R 250.00	R -	R 250.00
Fly Tying	R -	R -	R -	R -
Material Sales	R 1,935.00	R -	R 700.00	R -
FOSAF	R -	R -	R -	R -
Advertising	R 480.00	R 500.00	R -	R 500.00
	<u>R 10,035.00</u>	<u>R 7,750.00</u>	<u>R 7,310.00</u>	<u>R 7,750.00</u>
Subs Increase				
Expenses				
FOSAF				
Website	R 667.00	R 700.00	R 776.20	R 900.00
Entertainment	R 750.00	R 750.00	R 600.00	R 750.00
AGM	R 750.00	R 750.00	R 600.00	R 750.00
Gifts (Fly Tyers)	R 580.00	R 500.00	R 360.00	R 500.00
Equipment	R -	R 4,500.00	R 6,083.50	R -
Engraving	R 290.00	R 300.00	R 300.00	R 300.00
Fly Tying Materials	R 2,069.65	R 3,500.00	R 870.91	R 3,000.00
Bank Charges	R 1,788.00	R 1,950.00	R 1,823.79	R 2,000.00
Stationery	R 111.40	R 200.00	R -	R 200.00
Trophy	R -	R -	R -	R -
Venue Hire	R -	R -	R -	R -
	<u>R 7,006.05</u>	<u>R 13,150.00</u>	<u>R 11,414.40</u>	<u>R 8,400.00</u>
Surplus / (Deficit)				
	<u>R 3,028.95</u>	<u>R -5,400.00</u>	<u>R -4,104.40</u>	<u>R -650.00</u>
	<u>R 10,035.00</u>	<u>R 7,750.00</u>	<u>R 7,310.00</u>	<u>R 7,750.00</u>
Balance at bank	R 25,825.63		R 20,552.14	
Cash on hand	R 1,405.00		R 3,890.00	
Debtors	R -		R -	
	<u>R 27,230.63</u>		<u>R 31,061.84</u>	

Membership		2018	2019
Seniors	32	32	
Juniors	0	0	

Subs	Subs	New Members	New Members
2018	2020	(May - Nov)	(Dec - April)
R 220	R -	R + R 20	R + R 20
R 110	R -	R + R 10	R + R 10


Family Membership - Snr + 50% (spouse or children)

ELECTION OF OFFICE BEARERS


The old committee stood down and were re-elected en block, Tanja Giles was dragooned onto the committee. Portfolios changes will to be decided at the next committee meeting.

OTHER MATTERS

It was agreed that Stelios would continue to publish "The Bobbin" in its current format. This means that every month, there will be a publication, even if it's a one pager! Club members were, again, exhorted to send through a fishing report-even if it was a single paragraph or a decent picture, plus a caption.



Cats and release



He got the wings right and it is hackled nicely, but he forgot to crimp the barb.

REEL SEAT HARDWARE - GORDON GOVE

Reel seat hardware. An Important question for an angler?

I am sure we have all had a reel drop off the rod usually when you are standing waist deep in the fast flowing river. So let's have a quick look at what is available. The reel seats that are fitted to most modern high quality rods are normally a standard type that that particular rod building company will fit to their entire range of rods.

UP LOCKING REEL SEAT

In most cases, the reel seat hardware fitted by them is screw type and up locking, made with some type of aluminium alloy with an attractive wood reel seat spacer. These "standard" reel seats are more than strong enough to hold a reel securely, are very attractive and reasonable light weight. The picture below shows a very nice up locking reel seat fitted to an expensive rod, this reel seat design holds the reel securely and has a delicate classy look.



The photo below shows an up locking reel seat fitted to a medium priced rod, heavy aluminium hardware, very nicely finished. The reel seat hardware is a lot bigger than the reel seat in the first photo above. The wood reel seat spacer is not particularly attractive and the ring inside to handle is made from thin gauge aluminium and I would not be recommend this reel seat for large powerful fish



BLACK PLASTIC REEL SEAT

Many mid-range rods are often fitted with a reel seat made entirely of a black plastic material (as in photo above) and in most cases they seem to do the required job well, but they are definitely not very attractive, in fact, let's be honest, they are look horrible on any fly rod. But they work, are strong and do not suffer from corrosion.



THIN ALUMINIUM RINGS AND A HEAVY SOLID BLACK ALUMINIUM SPACER

This is the worst type of reel seat I have ever seen, gold plated thin aluminium rings and a heavy solid black aluminium spacer. This is a cheap rod with inferior reel seat hardware made of thin wall tubing; these rings are liable to crack quite easily when handled a little roughly. Many of the older fibre glass and split cane rods were fitted with very poor looking reel seats that tended to give up the ghost after a bit of hard work, usually when you are in the water with that record brown on the end of your line.



TAPERED RINGS

For lighter rods my preference is tapered rings (as in the photo below). Tapered rings of polished aluminium or nickel silver are common on handmade split cane rods, as they fit the traditional look of these rods.



Many early cane rods were fitted with two tapered rings on cork which produces an extremely light rod. Garrison and other Greats of split cane rod making, used this style of reel seat on most of their light rods and these rods have stood the test of time, many are still being used today. This style of reel seat allows you to move the reel up or down the reel seat to help with the balancing of the rod. (So I have been led to believe). With tapered rings, the fitting is secure as long as the rings have been fitted with a bit of force. (Finger force not hammer force)

UP LOCKING HARDWARE

For rods 5 wt and under, this is my favourite reel seat hardware, as the front reel foot is firmly wedged in a metal ring under the cork and a decent tapered ring firmly holds the other foot



If you have a favourite rod fitted with reel seat hardware that is starting to get a bit dodgy, it is worthwhile getting the reel seat replaced before disaster happens. Most rod builders have good quality second hand or spare reel seats in stock. Reel seats are a part of our expensive rods that deserve a bit more attention during and at the end of each season. A washing with clean water and the application of a little light oil will help stop corrosion and ensure the rod is ready to go on the next fishing outing

ALWAYS KEEP YOUR PANTS ON – ERNIE STEVENS

Well here is something small, a catch some time ago at Yorkville dam. It put up a brave fight and caught on none other than a long back woolly worm. My partner for the day was Marco, who also bagged a good fish on the occasion. Yet that is not what I really want to share - more an awareness of not taking everything for granted. That day Marco had forgotten his waders. It was hot and the water not too cold, so he decided to put on shorts because he didn't want his long trousers to get wet "Oh, it will be alright" he said nonchalantly – and with great confidence.....Yip it was all right until he got out of the water for a bite to eat! I noticed a long four to five inch black sucker hanging from his calf. Neither of us being smokers so we had no lighter or matches, so he proceeded to pull the leech off his leg. Well you most probably guess what happened after that trip - he spent the rest of the week off from work with blood poisoning. Need I say more!!!



THE GENERATION GAP?




Andrew Gove: The younger generation: Dressed to the hilt with a blue fishing shirt and matching light brown longs. Buff and to balance the outfit, a yellow hat




Gordon Gove: The older generation: fitted out with army boots, 10 year old shirt, cheap plastic longs and an old cane rod

PHOTOS BY LAURENCE DAVIES



Fishing the mirror at Lake Naverone early May



Sunset at Lake Naverone



Fishing the Mhlambonja River in Garden Castle Nature Reserve in beginning of May. Above Drakensberg Gardens. Caught rainbows up to 9"

DURBAN FLY TYERS COMMITTEE (*Portfolios subject to change*)

Chairman	Andrew Mather	083 3090233	andrewmather@telkomsa.net
Vice Chairman	Stelios Comninos	083 255 3334	stelios.comninos@gmail.com
Treasurer	Dave Smith	083 251 1629	smiffam@absamail.co.za
Secretarial and entertainment	Bruce Curry	082 774 5514	Bruce.curry.too@gmail.com
Additional member	Tanya Giles	082 336 4489	tanjagiles@icloud.com
The Bobbin	Stelios Comninos	082 574 3722	stelios.comninos@gmail.com

MEMBERSHIP SUBSCRIPTIONS

Subscriptions for 2018 are now due and payable. At the AGM the subscription was raised marginally. Subscriptions are now as follows

Joining Fee	R250 senior R140 Junior
Senior Member	R250
Junior Member	R150
Family Member	R250 plus R50% of fee for each subsequent family member

Cash will only be accepted by Dave Smith at meetings of the DFT. All other payment to be made by EFT into the club bank account. No direct cash deposits.

Bank details

Bank: Standard Bank, Westville

Branch Code: 045 426. Account #: 053 189 647

Note: If you pay by EFT, please e-mail Dave Smith

smiffam@absamail.co.za with your proof of payment stating the type of members and the member(s) names.

QUICK LINKS

DURBAN SHOPS THAT STOCK FLY TYING MATERIAL

The Complete Angler	Shop 1 6 Village Rd Kloof, 3610, Tel 031 764 1488 <i>Superb freshwater selection of fly tying materials. Salty stuff too</i>
Kingfisher	http://www.kingfisher.co.za/shopp.php <i>A wide selection of fly tying materials balanced more towards the salt</i>
The Fish Eagle	105 Victoria Rd, Pietermaritzburg, KwaZulu-Natal https://www.facebook.com/THEFISHEAGLE

SOUTH AFRICAN ONLINE SHOPS

Frontier Fly Fishing	http://www.frontierflyfishing.co.za Situated at Coachman's Crossing, Centre, Peter Place, Bryanston, and Johannesburg.
Netbooks	http://www.netbooks.co.za The Home of Craig Thom
Stream X	http://www.streamxflyfishing.co.za
The African Fly Fisher	http://www.theafricanflyangler.co.za

KZN FLY FISHING GUIDES/CASTING INSTRUCTORS

Jan Korrubel	083 99 33 870 jkorrubel@gmail.com jan@wildfly.co.za Small streams and custom fly tying, casting
Grevin Price	082 896 3688 grevin@wildfly.co.za River and still water (including yellowfish)
Juan-Pierre Rossouw	076 208 5602 juan@wildfly.co.za River and still water (including yellowfish)
Leon Vermeulen	082 442 4846 / leon@wildbrowns.co.za River fishing
Graham McCall	793 033 735 Casting Instructor
David Weaver	083 303 4230 / eff@ohs.dorea.co.za All things about Sterkfontein
Jeremy Rochester	083 607 6100 Casting Instructor

KZN FLY FISHING AND FLY TYING CLUBS & ASSOCIATIONS

The Fly Fishers Association (FFA)	flyfishersassociation@gmail.com
The KZN Fly Fishing Association (KZNFFA)	http://www.kznffa.org/public/index.asp?pageid=847
The Natal Fly Fishing Club	http://www.nffc.co.za
FOSAF	http://www.fosaf.org.za
The Underberg and Himeville Trout Club	http://www.uhtfc.co.za
Wildfly	http://www.wildflytravel.com/index.php?option=com_content&task=view&id=282&Itemid=451

ADVERTISEMENTS

Advertisements are free for club members. A modest advertising charged is levied in respect of advertisements placed by non-members. Contact Dave Smith For details. dave@durbanflytyers.co.za

MAGNETIC READERS



Hang around your neck so they never get lost or damaged.

Click open and closed.

ONLY R100.00 each.

STRENGTHS : From 1.0 to 3.5

Colours: Blue, Red, Black, Brown, Grey, Pink, Tortoise Shell

Contact:

Linda Arbuthnot: 082 7750 555

Paul Leisegang: 082 338 0026

J-VICE FLY TYING VICE



Jay Smit

Cell: 0832508211

Email: jay@ismit.co.za

Web: jvice.com

THE ULTIMATE LANDING NET



Made in South Africa

Hand crafted Landing Net made in 2 Exotic woods.

The mesh is hand knotted using a soft multi-strand nylon to protect the fish which is to be released. The lease clip allows the net to hang high up horizontally on your vest so it will not get caught up in vegetation. Personalised name an optional.

Contact: Harvey Mulder Cell: 076 0365 123

Email: harvey.mulder@yahoo.co.za

HONEY

anniversaryhoney@difu.co.za
+27(0)31 2665367

Anniversary

HONEY

IT IS NORMAL FOR RAW HONEY TO CRYSTALLIZE.
HEAT GENTLY IN WARM WATER TO DISSOLVE.

NATURAL RAW HONEY FROM KWAZULU-NATAL


Honey sales: Anja Smith 0832951669

Bee removal: Dave Smith:

083 251 1629



explorerflyfishing.co.za/



Walkerbouts Inn - Rhodes

bookings@walkerbouts.co.za: 045 974 9290

walkerbouts.co.za