

THE BOBBIN

The newsletter of the



www.durbanflytyers.co.za



July 2017

CONTENTS

CHAIRMAN'S CHIRP	2
FROM THE EDITOR	2
IT'S A GIGGLE	3
The Monthly Tie	4
FLY TYING AND OTHER TIPS	5
Cool Flies –	5
From the web	6
REPORTS	6
The EXPO Roadshow	6
ARTICLES	6
Memories of the Kamberg	6
Law and Conservation	6
IN THE MARKET	7
StreamX stocks up on Petitjean	7
CLUB STUFF	8
General club stuff	8
ADVERTISEMENTS	9
QUICK LINKS	10

Next Meeting
Visitors and beginners are welcome.

Date	3 July 2017
Venue	Room G1 Westville Library
Time	7pm for 7.30pm
Tie	Fresh Water
Tyer	Rob Pretorius
Pattern	Midge
Special Instructions	Rob wil also give a short presentaion on how to fish with midges.

CHAIRMAN'S CHIRP

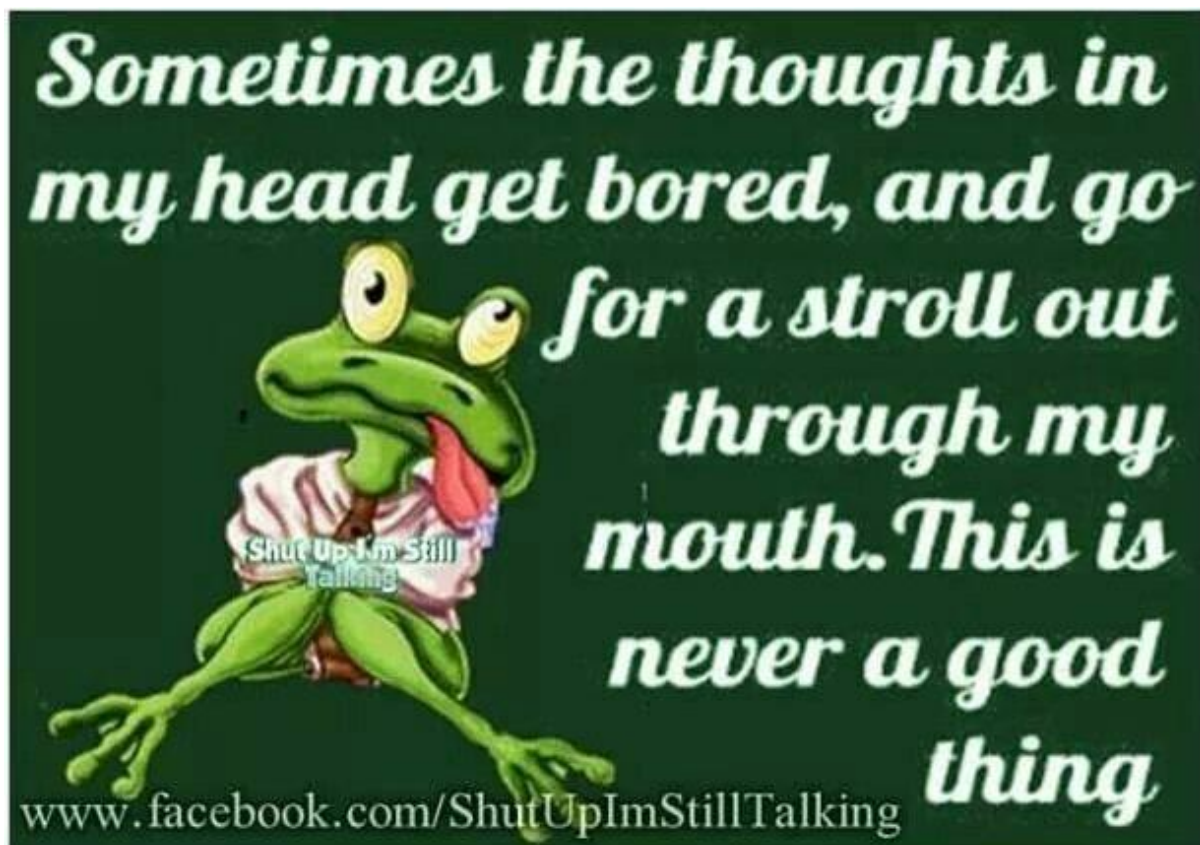
What a bumper month! Firstly we had Tom Gifford our multiple Senior Tyer of the Year showed us his bay clouser The Committee has accepted a suggestion to document our monthly fly tie so that those of you whom prefer to file the recipe for later reference or to tie it afterwards at home in your stokies and sipping a single malt will now be able to do so without forgetting the steps. Talking of changes, the new proposed DFT logo has been in the June 2017 Bobbin for comments...hopefully you have given your committee some feedback.



The other highlight of the month was the joint function with the NFFC on the 20th June at Highbury School in Hillcrest. We were privileged to have two outstanding speakers address us. Moreno Borriero, an ex-South African now living in Italy, gave us a presentation on cane rod building and the Italian Rod Makers Association (IRMA). He had the most amazing rods on display. They were almost too beautiful to use!! I got to cast them in Johannesburg at the Fly Fishing and Fly Tyers Expo and all I can say is that if you thought cane rods were slow and old fashioned...you haven't cast a modern cane rod!! If I had my eyes closed his rod action might have pasted off for graphite!!

Next up was Marc Petitjean... his reputation proceeds him and it became evident that it's for good reason. Apart from pioneering CDC usage, new techniques to dye feathers without losing the oils that make these feathers unique, he has developed a number of tools and techniques. These he happily shared as he went through a sequence of tying 5 flies from the early days of CDC to present. All of Marc's surplus stock was bought by StreamX so if you need some good CDC give Craig a shout.

FROM THE EDITOR



It has been and a delightfully eventful last couple of weeks. The 2017 Expo has come and gone and with it two wonderful new fly fishing friends. I speak of Marc Petitjean and Moreno Boreiro. There will be much on these two gentlemen later in this Bobbin but let me say at this juncture what a pleasure it was to spend time with them.



Profuse thanks must also go Gordon Van Der Spuy and all those who made the EXPO possible. Thanks also to the team in KZN who hosted Marc and Moreno and who made the feathers and sticks event possible.



IT'S A GIGGLE

Victorian Tourette's

facebook.com/EndorphinShots



The solution to any problem -work, love, money, whatever -is to go fishing, and the worse the problem, the longer the trip should be - Geirach

The Monthly Tie

CLOUSER'S MINNOW –

A DURBAN HARBOUR TAKE BY TOM GIFFORD



MATERIALS:

1. **Hook** – Mustad 34007 / Gamakatsu Stinger B10s / Gamakatsu SC15 or any similar saltwater hook in a size 4 or 2 (or upwards depending how big you want the fly to be).
2. **Thread** - .006 Nylon for attaching the dumbbell eyes and bright pink 140 floss/thread for dressing the shank and attaching the wing.
3. **Wing** – SF Blend in Mullet brown.
4. **Lateral line** – small brown cock hackle feathers.
5. **Flash** – a couple of strands of copper coloured flashabou.
6. **Dumbbell eyes** – 3 mm brass/lead/tungsten. Alternatively try similar sized bead chain if you want to keep it light.

TYING INSTRUCTIONS:

1. Using the nylon tying thread and a figure of eight method, attach the dumbbell eyes to the underside of the hook shank about 5mm from the eye. A dab of superglue before and afterwards will help the dumbbells to hold position pretty well. Note: if the eyes swivel around the hook you will never catch anything so make certain that they are properly attached.
2. Using the pink floss, build up a tapered body down the hook shank until the hook begins to curve. Allow the thread to build up against the dumbbell eyes and you can even over-wrap the figure of eight wraps if you wish. Apply plenty of superglue otherwise the thread will quickly fray from sand abrasion and toothy fish. Allow the glue to dry thoroughly before coating once more and allow it to dry again.
3. Once the prepared body is dry, take a pinch of brown deadly dazzle and tie it onto the opposite side with the pink floss. The correct amount should just about fill the hook gap and measure about 2 and a 1/2 times the length of the hook shank. Never allow the wing to shift around the hook as you tie it on. This can be avoid by using upward pressure on the thread as the bobbin goes up and over and using slightly less pressure on the downward side. Any slippage can be manipulated back into form before you lock it into place with a triple half hitch (if you use your fingers) or you can whip finish without detaching the thread.
4. Tie in a single brown cock hackle to each side of the wing and top off with a few strands of copper flashabou.
5. Finish by building a neat thread head and tie off with a whip finish.
6. Coat the thread head with superglue and allow to dry before applying a final coat. Take great care not to allow the glue to wick up the wing.

This fly is best used on a sinking line to allow one to cover the full water column and has taken needle scale queen fish, all sorts of king fish, bream, gurnard, sole etc, depending on the retrieve and depth, which are most of the more common species found in the harbour. If you are after grunter then substitute the wing for a pink colour and leave off the feathers.

FLY TYING AND OTHER TIPS

Cool Flies –

By Marc Petitjean



Cell phones have changed us from a nation of self-reliant pioneer types into a bunch of men standing alone in supermarkets saying, 'Okay, I'm in the tampon aisle, but I don't see it - Geirach

From the web

- [Marc Petitjean:](#)
 - [The CDC story](#)
 - [CdC tutorial with Marc Petitjean part 1](#)
 - [CdC tutorial with Marc Petitjean part 2 The May fly](#)
 - [Another CdC tutorial with Marc Petitjean](#)
 - [Marc Petitjean tying a CDC-caddis](#)
- [Moreno Borriero](#)
 - [Why bamboo rods](#)
 - [The Journal of the Italian Bamboo Rod association](#)
 - [Fishing in Italy - with Guide Moreno Borriero](#)

REPORTS

[The EXPO Roadshow](#)

By Ian Cox




The Fly Tying and Fly Fishing Expo took place over the weekend of 24 and 25 June 2017. However for a lucky of us it started a week earlier when Marc Petitjean and Moreno Borriero arrived at Jay's house for a braai. Instant friendships were made that evening. Click [here](#) for more.

ARTICLES

[Memories of the Kamberg](#)

By Joylon Nuttall

Culled from the January 1967 Field and Tide



I know of no finer incentive to the city type in getting through the grind of Monday to Friday than the prospect of a Weekend on a trout stream at the end of it.

In the old days, with roads and cars being what they were, it was necessary to leave at 4 o'clock on a Saturday morning to reach a trout stream by 10 a.m. and that was if there were no punctures en route. And the journey back had to begin soon after noon on Sunday in case a thunderstorm broke and made the road impassable for three days. Click [here](#) for more.

Law and Conservation

- [Part 12 NEMBA on Alien and Invasive Species](#)
- [Part 13 Aliens and the Constitution](#)

IN THE MARKET

StreamX stocks up on Petitjean



CLUB STUFF

General club stuff

The subs are **DUE** and are:

Joining Fee	R200 senior R100 Junior
Senior Member	R220
Junior Member	R120
Family Member	R220 plus R50% of fee for each subsequent family member.

No cash deposits. Cash will only be accepted by Dave Smith at meetings of the DFT. All other payment to be made by eft into the club bank account.

Bank details

Bank: Standard Bank

Branch: Westville

Branch Code: 045 426

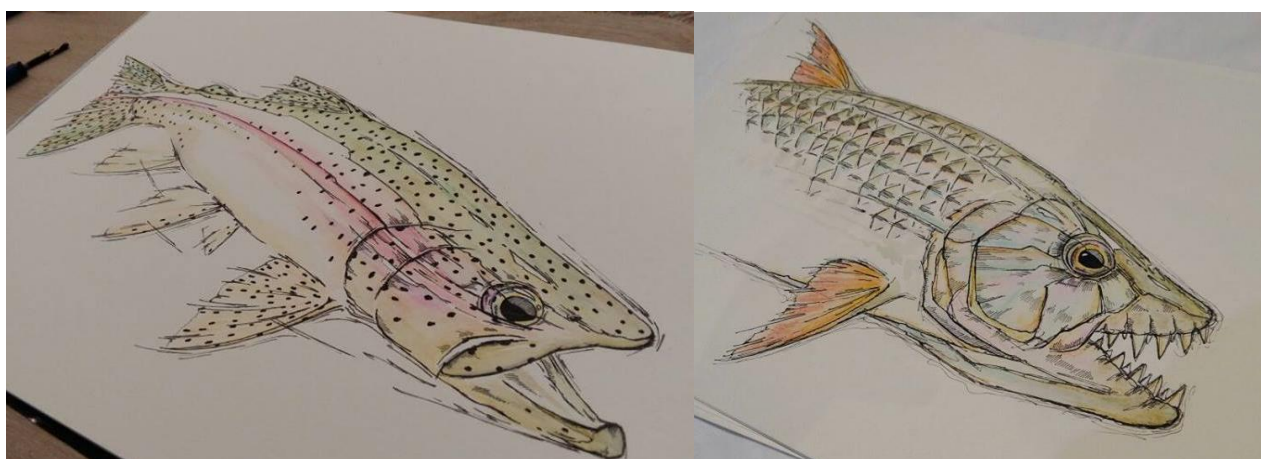
Account Number: 053 189 647

Please advise e mail Dave Smith smiffam@absamail.co.za proof of payment stating the type of members and the member(s) names.

DFT Committee

A number of members have asked that these details be published in the Bobbin. All we ask is that any communication via email be kept to that of fly fishing and club matters.

Chairman and vice Chairman	Andrew Mather and Stelios Comninos	083 3090233 083 255 3334	andrewmather@telkomsa.net stelios.comninos@gmail.com
Administration and Communications	Dave Smith – treasurer Bruce Curry- secretarial and entertainment Warren Prior - It	083 251 1629 082 774 5514 083 348 9790	smiffam@absamail.co.za Bruce.curry.too@gmail.com warren@bahaflyfishing.co.za
Membership development	Andrew Mather Terry Andrews Stelios Comninos	083 3090233 083 2519264 083 255 3334	andrewmather@telkomsa.net 81tbone@gmail.com stelios.comninos@gmail.com
The Bobbin	Ian Cox Warren Prior	082 574 3722 083 348 9790	iancox@coxattorneys.co.za warren@bahaflyfishing.co.za
Outings	The Committee		



ADVERTISEMENTS

These are free for club members. A modest advertising charged is levied in respect of advertisements placed by non-members. Contact Dave Smith For details.

dave@durbanflytyers.co.za



MAGNETIC READERS

Hang around your neck so they never get lost or damaged. Click open and closed.

ONLY R100.00 each.

STRENGTHS : From 1.0 to 3.5

Colours: Blue, Red, Black, Brown, Grey, Pink, Tortoise Shell

Contact:

Linda Arbuthnot: 082 7750 555

Paul Leisegang: 082 338 0026

J-Vice Fly Tying Vice




Jay Smit

Cell: 0832508211

Email: jay@ismit.co.za

Web: <http://www.jvice.com>



Honey sales: Anja Smith 0832951669

Bee removal: Dave Smith:
083 251 1629

THE ULTIMATE LANDING NET

Made in South Africa



Hand crafted Landing Net made in 2 Exotic woods.


The mesh is hand knotted using a soft multi-strand nylon to protect the fish which is to be released. The lease clip allows the net to hang high up horizontally on your vest so it will not get caught up in vegetation. Personalised name an optional.

Contact: Harvey Mulder

Cell: 076 0365 123

Email:

harvey.mulder@yahoo.co.za



Walkerbouts Inn - Rhodes

bookings@walkerbouts.co.za

www.walkerbouts.co.za

045 974 9290



<http://www.xplorerflyfishing.co.za/>

QUICK LINKS

Name	Address	Comments
Durban Shops That stock Fly Tying Material		
The Complete Angler	Shop 1 6 Village Rd Kloof, 3610 Tel 031 764 1488	Superb freshwater selection of fly tying materials. Salty stuff too
Kingfisher	http://www.kingfisher.co.za/shop.php	A wide selection of fly tying materials balanced more towards the salt.
South African Online Shops		
Frontier Fly Fishing	http://www.frontierflyfishing.co.za/	Situated at Coachman's Crossing, Centre, Peter Place, Bryanston, and Johannesburg.
Netbooks	http://www.netbooks.co.za/	The Home of Craig Thom Check him out at the Ufudu Fair.
Stream X	http://www.streamxflyfishing.co.za/	
The African Fly Fisher	http://www.theafricanflyangler.co.za/	Morne Bayman's new shop
KZN Fly Fishing Guides		
Jan Korrubel	083 99 33 870 jlkorrubel@gmail.com jan@wildfly.co.za	small streams and custom fly tying
Grevin Price	082 896 3688 grevin@wildfly.co.za	river and still water (including yellowfish)
Juan-Pierre Rossouw	076 208 5602 juan@wildfly.co.za	river and still water (including yellowfish)
Leon Vermeulen	082 442 4846 / leon@wildbrowns.co.za	River
KZN Fly Casting Instructors		
All the fishing guides listed above also give casting instruction.		
Graham McCall	079 303 3735	
Jeremy Rochester	083 607 6100	
KZN Fly Fishing and Fly Tying Clubs & Associations		
The Fly Fishers Association (FFA)	flyfishersassociation@gmail.com	
The KZN Fly Fishing Association KZNFFA)	http://www.kznffa.org/public/index.asp?pageid=847	
The Natal Fly Fishing Club	http://www.nffc.co.za/	
FOSAF	http://www.fosaf.org.za/	
The Underberg and Himeville Trout Club	http://www.uhtfc.co.za/	
Wildfly	http://www.wildflytravel.com/index.php?option=com_content&task=view&id=282&Itemid=451	
Tides Charts		
Durban	http://www.swell.co.za/durban/tides	Gives you a surf report too.
Weather		
Durban	http://www.windguru.cz/int/index.php?sc=4865	