

THE BOBBIN

The newsletter of the

Durban Fly Tyers



www.durbanflytyers.co.za

February 2014



Contents

The Chairman's Chirp	2
From The Editor	3
It's A Giggle	4
Fly Tying and Other Tips	5
Tying Dry Fly Wings	5
More on Tying Catskill Dry Flies	5
Articles	6
The Fisherman	6
Chasing Rainbows	6
In The Market	6
Fly Tying for Feather Brains	6
Marryat's CDC Winding Tool	7
New Stuff from Xplorer	7
Reports	7
The Regulation of Trout	7
Fly Tying Courses	8
Club Stuff	9
DFT Committee	9
Forthcoming Attractions	9
For Sale	9
Advertisements	10
Quick Links	11

Next Meeting

Visitors and beginners are welcome.

Date	2 February 2014
Venue	Room G1 Westville Library
Time	7pm for 7.30pm
Tie	Salt
Tyer	Paul Leisegang
Pattern	Crab Pattern

Angling is a way to round out a happy
life -----Charles K.Fox

The Chairman's Chirp

Hi Everyone,

I trust you all had a great Christmas and got to spend plenty time with friends and family and hopefully managed to squeeze in a bit of fishing to boot. I was fortunate enough to get to visit my Daughter, Son in Law and Grandson in Australia and spend a wonderful 3 weeks with them. We spent a few days at Port Stevens North of Sydney and managed to catch a few shad (Taylor as the Ozzies call them) from the end of the pier there.



We had a bit of competition from a Pelican. I got my Grandson interested in tying

I also managed to sneak off for an afternoon and visit Nick Taransky who showed me round his workshop and made me drool over some of the exquisite rods he has just completed.



Nick in his study with some of his awesome bamboo rods.

Before we left for Australia I took my son in law Andy for a day outing on Sterkies with David Weaver. (His Christmas and Birthday present sorted and I got to fish as well.) The weather did not play ball but we both managed to land a really nice fish each all caught on the Doc's famous beetle.



I caught my biggest small mouth to date and Andy caught a Large Mouth of note. Despite the rain a trip both of us will remember for a long time.

Paul will be tying something salty for us on Monday evening.

See you all there.

Cheers

Jay

From The Editor

Welcome to another year. 2014 is a special year in that it marks the 20th anniversary of the Bobbin. Yes it was in July 1994 that Sudesh Persadh edited the first edition of the Bobbin. And so I thought it would be a good idea if we devoted the July 2014 edition of the Bobbin to commemorating that period. The trouble is my records are incomplete. They suggest that the Bobbin has had the following editors:



- the founding editor Sudesh Persadh who held the reigns from July 2004 to September 2006;
- Russell Coote who took over from him in October 2005 and was still the editor in September 2007. The trouble is that I do not have copies of the Bobbin for the period October 1997 to May 2002 so do not know who held the reigns during that period.
- Shaun Rootman who was editor in June 2002 when the Bobbin went electronic and remained so till May 2005
- Wayne Hall who took on the job in June 2004.
- Jay Smit who stepped into the breach while serving as chairman in March 2007.
- Alan Jellis who took over in June 2007 and who held the position for an incredible five years making the Bobbin what it is today.



I would be grateful for any further information on who edited the Bobbin and when and please contact me if you have back copies for:

- September to December 2007.
- 1998 to 2001.
- 2006.

It's A Giggle

Four married guys go fishing. After an hour, the following conversation took place. First guy: "You have no idea what I had to do to be able to come out fishing this weekend. I had to promise my wife that I will paint every room in the house next weekend." Second guy: "that's nothing; I had to promise my wife that I will build her a new deck for the pool." Third guy: "Man, you both have it easy! I had to promise my wife that I will remodel the

kitchen for her." They continue to fish when they realized that the fourth guy has not said a word. So they asked him. You haven't said anything about what you had to do to be able to come fishing this weekend. "What's the deal?" Fourth guy: "I just set my alarm for 5:30 am. When it went off, I shut off my alarm, gave the wife a nudge and said, "Fishing or sex and she said "Wear a Sweater."



Fishing rule #1: The least experienced fisherman always catches the biggest fish.

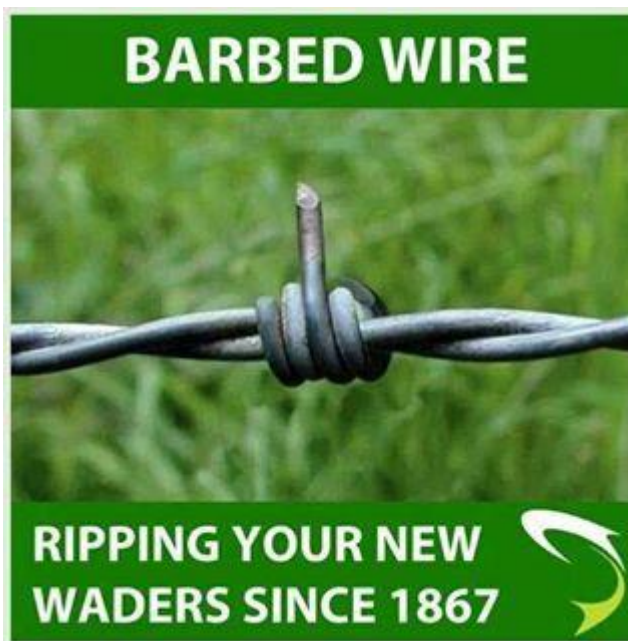
Fishing rule #2: The worse your line is tangled; the better is the fishing around you.

Fishing rule #3: Fishing will do a lot for a man but it won't make him truthful.

I had a rose named after me and I was very flattered. But I was not pleased to read the description in the catalogue: - "No good in a bed, fine against a wall."

Eleanor Roosevelt

Never argue with a
WOMAN
If you win, things
might be worse.




but
-

If women dressed for men, the stores wouldn't sell much – just an occasional sun visor.

Groucho Marx

Fly Tying and Other Tips

Tying Dry Fly Wings



One of the coolest things in flyting is tying a decent classic Catskill style dry fly. This is because there is no margin for error. Make one mistake and it will stand out like a sore thumb, destroying the beauty of everything else you have achieved. A lot of this has to do with getting the wing right and that isn't easy. Not only must they be tied in right they also need to be perfectly located in the hackle and of the right height. [THEFEATHERBENDER](#) offers a number of how to instructions from issues as simple as seating the hook in a vice to how to tie a traditional fry fly. For more, click [here](#).

More on Tying Catskill Dry Flies



And in the same vein Ed Herbst sent me a link to a superb blog on tying Catskill dry flies. It is the creation of David Strenström. Included in the blog is one of the better tips I have read on how to match up and tie in upright mallard wings. For more, click [here](#).

Articles

[The Fisherman](#)

[By Victoria Cox](#)



My daughter's jaundiced take on fishermen. I promise you it's a lot shorter than anything I have ever written. For more read [here](#)

[Chasing Rainbows](#)

[or](#)

[Trying to catch mullet on fly](#)


By Ian Cox



Christmas was spent at home this year which meant that my fishing efforts were concentrated on the harbour. Now I am a bit of a neophyte when it comes to fly fishing in the salt especially large deep water venues such as the harbour. Even so it does take many outings to work out that for the most part this type of fly fishing is a bit of a hit and miss affair. You drive down there around low tide, walk out to the edge of the exposed sandbanks and fling a fly as far out as you can in the hope that something, preferably something big, will eat it. And most times it doesn't, or at least not in my meagre experience. For more, [click here](#).

[In The Market](#)

[Fly Tying for Feather Brains](#)



I was put onto a good thing by Raymond Meneses this Christmas. He had just resigned to take on a new job and was in dire need of some perspective. We both agreed that perspective, at least at that time of year, is best found on the flats off Wilson's Warf. Too much perspective is not a good thing. It needs leavening which is why sunset found us at a nearby pub, noses buried deep in beer. It was then that he told me about his new bible, Drew Chicone's feather Brain. [Click here to read more](#)

Marryat's CDC Winding Tool



I bought this nifty little device some years ago but the need for a large quantity of F flies once again reminded me just how useful it is. The traditional way of tying an F fly is to take a couple of CDC feathers or more if you are tying a large fly and tie them in so the feather tips form a wing. The trouble with this technique is that most of the feathers get wasted. With this tool you use all of a single feather. Simply trap the quill between the four needles locking it in place using the locking collar. Wrap the feather around the tool. When done pinch the feather on the wraps using thumb and for finger and slid it off the tool. Strook the CDC plumes into a bunch still holding the coiled quill. Cut off the quill and tie in the bunched plumes as desired. The tool is simplicity itself. If you want to see more go to Marc Petijeans [demo video](#) on You Tube. This tool is not sold locally. You can get it on the web from [Lakeland Fly Tying](#) for £14.00 plus shipping.

New Stuff from Xplorer



Sterkies Gear Bag



Highland 2-in-1 Vest Pack



Katse Chest Pack



Mesh Boot & Wader bag



Travel Gear & Rod Duffle Bag



New Adventure II Vest Pack



Shoulder Sling Bag

NEW TECHNICAL BAGS AND PACKS 2014

Reports

[The Regulation of Trout](#)

[By](#)
[Ian Cox](#)

The future of trout fishing in South Africa is under attack like never before. July 19 last year saw trout being listed as invasive species. This was done without the necessary consultation and is unlawful. The Department of Environmental Affairs, while not admitting that this is so, is nonetheless seeking to rectify the situation by the promulgation of new regulations. These will be made available for comment shortly.

Listing trout as invasive will destroy the viability of South Africa's trout hatcheries. With them gone stocking will cease and most of South Africa's trout waters will disappear destroying thousands of jobs and billions of rands of investments.

It is imperative that as many trout fisherman as possible object to the listing of trout when these regulations are published. The Regulation of Trout gives context to this issue by explaining the new law as they affect trout in the context of the regulation of trout since they were first introduced into South Africa nearly 125 years ago. To go to the article, [click here](#).


[Fly Tying Courses](#)

[From Gordon Van der Spuy](#)

Hi Guys and Girls, hope this mail finds you all very well. Happy New Year, my wish is that it is a prosperous and positive year for all of you. 2013 was great in terms of establishing a series of tying workshops that I presented over the course of 2013, we had 8 workshops throughout the country that were attended by over 100 tyers. This year I'd like to continue that but have tried to streamline the courses to make them more user friendly, one of the ways I've tried to do that is to make groups smaller this year, I think this will make a massive difference as in the larger groups some guys invariably get neglected. I want to be more hands on this year. Click [here](#) for a provisional course outline along with details. Please contact Ian Cox if you are interested in attending a course.



[A green Highlander tied by Gordon Van Der Spuy](#)



Club Stuff

DFT Committee

A number of members have asked that these details be published in the Bobbin. All we ask is that any communication via email be kept to that of fly fishing and club matters.

Chairman	Jay Smit	083 764 6369	jay@ismit.co.za
Secretary	Geoff Dettmer	083 785 4997	woollybug@telkomsa.net
Treasurer	Dave Smith	083 251 1629	smiffam@absamail.co.za
IT	Warren Prior	083 348 9790	warren@bahaflyfishing.co.za
Saltwater	Nick Nortje	083 782 9697	nick@bahaflyfishing.co.za
Freshwater	The Committee		
Entertainment	Bruce Curry	082 774 5514	Bruce.Curry@altech-multimedia.com
Editor	Ian Cox	082 574 3722	iancox@coxattorneys.co.za

Forthcoming Attractions

Date	Event	Venue	Organiser	Status
February	Vidal	Vidal	Nick Nortje	16 to 18 February Booking Open
March	River and Dam on UHFFC Water	Underberg	Warren Prior	14 to 16 March
May	Bushmans	Snowflake	Ian Cox	16 to 18 May Booking Open

For Sale

If any club member would like advertise some fly tying kit for sale or is looking for said kit , please contact iancox@durbanflytyers.co.za

Graeme Neary is selling off a lot of extra fly tying material he has accumulated. If you are interested contact him at gneary@telkomsa.net or on 083 232 2837

Durban Fly Tyers Shirts

BLUE shirts & BLUE hat @ R200.00 for both
Contact Dave Smith



A Pete Grey creation. It looks like a bolshie Puffin

Advertisements

These are free for club members. A modest advertising charged is levied in respect of advertisements placed by non-members. Contact Dave Smith For details.

dave@durbanflytyers.co.za



<http://www.xplorerflyfishing.co.za/>

Float Tube Rod Holders

Russell Henwood

Cell: 082 809 2592

Email: russhenwood@gmail.com



MAGNETIC READERS

Hang around your neck so they never get lost or damaged. Click open and closed.

ONLY R100.00 each.

STRENGTHS : From 1.0 to 3.5


Colours: Blue, Red, Black, Brown, Grey, Pink, Tortoise Shell

Contact:

Linda Arbuthnot: 082 7750 555

Paul Leisegang: 082 338 0026

J-Vice Fly Tying Vice




Jay Smit

Cell: 0832508211

Email: jay@ismit.co.za

Web: <http://www.jvice.com>



Honey sales: Anja Smith 0832951669

Bee removal: Dave Smith:

083 251 1629

THE ULTIMATE LANDING NET

Made in South Africa



Hand crafted Landing Net made in 2 Exotic woods.

The mesh is hand knotted using a soft multi-strand nylon to protect the fish which is to be released. The lease clip allows the net to hang high up horizontally on your vest so it will not get caught up in vegetation.

Personalised name an optional.

Contact: Harvey Mulder

Cell: 076 0365 123

Email:

harvey.mulder@yahoo.co.za



Walkerbouts Inn - Rhodes

bookings@walkerbouts.co.za

www.walkerbouts.co.za

045 974 9290

Quick Links

Name	Address	Comments
Durban Shops That stock Fly Tying Material		
The Complete Angler	Shop 1 6 Village Rd Kloof, 3610 Tel 031 764 1488	Superb freshwater selection of fly tying materials. Salty stuff too
Kingfisher	http://www.kingfisher.co.za/shop.php	A wide selection of fly tying materials balanced more towards the salt.
South African Online Shops		
Frontier Fly Fishing	http://www.frontierflyfishing.co.za/	Situated at Coachman's Crossing, Centre, Peter Place, Bryanston, and Johannesburg.
Netbooks	http://www.netbooks.co.za/	The Home of Craig Thom Check him out at the Ufudu Fair.
Stream X	http://www.streamxlyfishing.co.za/	
The African Fly Fisher	http://www.theafricanflyangler.co.za/	Morne Bayman's new shop
KZN Fly Fishing Guides		
Jan Korrubel	083 99 33 870 jlkorubel@gmail.com jan@wildfly.co.za	small streams and custom fly tying
Simon Graham	081 87 44 855	still water and custom fly tying
Grevin Price	082 896 3688 grevin@wildfly.co.za	river and still water (including yellowfish)
Juan-Pierre Rossouw	076 208 5602 juan@wildfly.co.za	river and still water (including yellowfish)
Leon Vermeulen	082 442 4846 / leon@wildbrowns.co.za	River
KZN Fly Casting Instructors		
All the fishing guides listed above also give casting instruction.		
Ben Pretorius	http://www.ufudu.co.za/	
Graham McCall	079 303 3735	
Jeremy Rotchester	083 607 6100	
KZN Fly Fishing and Fly Tying Clubs & Associations		
The Fly Fishers Association (FFA)	flyfishersassociation@gmail.com	
The KZN Fly Fishing Association KZNFFA)	http://www.kznffa.org/public/index.asp?pageid=847	
The Natal Fly Fishing Club	http://www.nffc.co.za/	
South Coast Fly Fishers		
The Underberg and Himeville Trout Club	http://www.uhtfc.co.za/	
Wildfly	http://www.wildflytravel.com/index.php?option=com_content&task=view&id=282&Itemid=451	
Tides Charts		
Durban	http://www.swell.co.za/durban/tides	Gives you a surf report too.
Weather		
Durban	http://www.windguru.cz/int/index.php?sc=4865	