

THE BOBBIN

durbanflytyers.co.za / facebook.com/DurbanFlyTyers



August 2019

CHAIRMAN'S CHIRP

Another month goes by with DEA or now correctly DEFF has failed to respond on time to FOSAF's court deadlines. FOSAF is now waiting for the Heads of Argument to be received from DEFF. Once this is in they will have a clearer idea of the defense DEFF intend putting up.

Talking of FOSAF, Dr Bill Bainbridge has retired from FOSAF where he was responsible for the environmental and policy portfolio on the National Executive. I have agreed to step into his shoes and support FOSAF going forward in these areas.

As the countdown to river season begins with less than a month to go, I have provisionally booked Snowflake for DFT members and the limit is 6 so if you want to come along give me a shout on a first come first served basis. Rooms are all two people sharing.

See you soon.



FROM THE EDITOR

Rob Pretorius has given us a very comprehensive step-by-step of the pineapple Emerger that he tied for us last month – I think that this should be a standard by which all our guest tyers should adhere to!

Greg Freese tells the tale of catching a very nice fish at Heatherdon at the end of June. River anglers should take note of this – still waters can produce huge fish....just saying! Members should note how easy it is to write a short article for the Bobbin!

Like the chairman – I am keenly waiting for the rivers to open again and I am putting up my hand here to book a place at the next Snowflake outing! In the interim, I am going wandering off into the berg for the first time this winter to scratch some prime stillwaters, however I very much doubt that I will get a fish anywhere near Greg's amazing catch!



NEXT MEETING

5 August 2019 /19.00 for 19.30/ Room G1 Westville Library

**Andrew Mather will be tying the Namaqualand barb –
a fly being developed by Alan Hobson specifically for
Largemouth Yellowfish on the Orange River .**



PINEAPPLE EMERGER - ROB PRETORIUS



MATERIALS

- Size 14 emerger hook
- Partridge for tail
- Gordon Griffiths sheer 14/0 thread
- Stripped peacock eye barbule
- Roe Deer hair for thorax
- Snow shoe rabbit for post
- Roe deer hair for hackle

Place hook in vice with the majority of the shank horizontal.



Attach thread about a hook eye distance behind the eye of the hook



Run the thread into the bend of the hook and tie in four barbules of a partridge neck feather.




Cover the feather with your thread up to the starting point snip off the waste.



Tie in a stripped peacock quill from the peacock eye feather.




Run your thread down into the bend of the hook to where you have tied in the tail of the fly.



Build up a smooth under body of thread with a good taper.



Wrap the stripped quill forward until you run out of quill.



Cover the quill with UV cure resin Solarez bone dry is perfect for this



Select a clump of snow shoe rabbit and tie in front of the abdomen



Take about a pencil diameter amount of Roe Deer hair and spin hair on shank.




Trim down using a new double edge razor blade



Remove from vice and trim down.



Rough shape



Once closer to desired shape use a cigarette lighter to singe hair to make amore even shape. Make sure not to burn the post or tail.



Take a piece of fine sandpaper and sand o remove the burnt hair coating the thorax.



Reattach your thread midway on the deer hair thorax.



Stack a small clump of deer hair and place in your magic tool or equivalent



Pass to a second magic tool making sure to only trap the tips of the hairs



Trim the butts of the hair so only the tips are in the tool



Split your tying thread and place the prepared deer hair between the two halves of the thread then spin your bobbin to create a brush/hackle effect.



Palmer your deer hair hackle forward and tie off thread ahead of the post.



HEATHERDON: JUNE 29TH 2019 - GREG FREESE

Over the years, I have read about a number of tales about the fantastic outings and trophy fish that had been caught in the well renowned "Kimbers Old Dam" in the Dargle. Never did I think that I would ever get the chance to wet a fly in that majestic piece of water. This all changed when I got an invitation to spend a family weekend away at Heatherdon with my good friend Tavis Cairns.

What was by no means a fishing weekend, but a chance to spend some relaxing time away with good friends, started with a park run at Piggly Wiggly on Saturday morning and a good breakfast after which we headed back to Heatherdon with the thoughts of going to test the waters.

We got down to the waters' edge around midday and by the time I had finished setting up my gear Tavis had already been into two fish on his first two casts and lost another two fish shortly thereafter.

Eagerly walking up onto the dam wall I noticed a number of fish cruising up and down the shallows and after a few casts and a



number of refusals by some decent sized fish, I headed down to the spill-way to try my luck there. There were a number of fish moving around in this area as well and at times there were six to seven decent sized fish a few metres off the bank, swimming past, seemingly taunting the eager fishermen on the water's edge.

After numerous unsuccessful and anxious casts at these moving targets, I was able to entice one of these fish with my offerings and my leader took off with fish that had fallen for my #12 Oliver Red Eye Damsel. At first I did not realise the size of the fish that I was into until it jumped a few times and I knew I was into a bit of struggle considering I was using 4 x tippet.

After nursing this fish for what seemed to be an age, it was close enough for Tavis to assist me in netting this beautiful 68cm Cock fish safely - a PB for me and a catch of a lifetime and undoubtedly one of the best fishing moments of my life. After capturing some stunning pictures and video footage, he swam off strongly to be caught another day. "The Old Dam" yet again lived up to its reputation.....

DURBAN FLY TYERS COMMITTEE (*Portfolios subject to change*)

Chairman	Andrew Mather	083 3090233	andrewmather@telkomsa.net
Vice Chairman	Stelios Comninos	083 255 3334	stelios.comninos@gmail.com
Treasurer	Dave Smith	083 251 1629	smiffam@absamail.co.za
Secretarial and entertainment	Bruce Curry	082 774 5514	Bruce.curry.too@gmail.com
Additional member	Tanya Giles	082 336 4489	tanjagiles@icloud.com
The Bobbin	Stelios Comninos	082 574 3722	stelios.comninos@gmail.com

MEMBERSHIP SUBSCRIPTIONS

Subscriptions for 2018 are now due and payable. At the AGM the subscription was raised marginally. Subscriptions are now as follows

Joining Fee	R250 senior R140 Junior
Senior Member	R250
Junior Member	R150
Family Member	R250 plus R50% of fee for each subsequent family member

Cash will only be accepted by Dave Smith at meetings of the DFT. All other payment to be made by EFT into the club bank account. No direct cash deposits.

Bank details

Bank: Standard Bank, Westville

Branch Code: 045 426. Account #: 053 189 647

Note: If you pay by EFT, please e-mail Dave Smith

smiffam@absamail.co.za with your proof of payment stating the type of members and the member(s) names.

QUICK LINKS

DURBAN SHOPS THAT STOCK FLY TYING MATERIAL

The Complete Angler	Shop 1 6 Village Rd Kloof, 3610, Tel 031 764 1488 <i>Superb freshwater selection of fly tying materials. Salty stuff too</i>
Kingfisher	http://www.kingfisher.co.za/shopp.php <i>A wide selection of fly tying materials balanced more towards the salt</i>
The Fish Eagle	105 Victoria Rd, Pietermaritzburg, KwaZulu-Natal https://www.facebook.com/THEFISHEAGLE

SOUTH AFRICAN ONLINE SHOPS

Frontier Fly Fishing	http://www.frontierflyfishing.co.za Situated at Coachman's Crossing, Centre, Peter Place, Bryanston, and Johannesburg.
Netbooks	http://www.netbooks.co.za The Home of Craig Thom
Stream X	http://www.streamxflyfishing.co.za
The African Fly Fisher	http://www.theafricanflyangler.co.za

KZN FLY FISHING GUIDES/CASTING INSTRUCTORS

Jan Korrubel	083 99 33 870 jkorrubel@gmail.com jan@wildfly.co.za Small streams and custom fly tying, casting
Grevin Price	082 896 3688 grevin@wildfly.co.za River and still water (including yellowfish)
Juan-Pierre Rossouw	076 208 5602 juan@wildfly.co.za River and still water (including yellowfish)
Leon Vermeulen	082 442 4846 / leon@wildbrowns.co.za River fishing
Graham McCall	793 033 735 Casting Instructor
David Weaver	083 303 4230 / eff@ohs.dorea.co.za All things about Sterkfontein
Jeremy Rochester	083 607 6100 Casting Instructor

KZN FLY FISHING AND FLY TYING CLUBS & ASSOCIATIONS

The Fly Fishers Association (FFA)	flyfishersassociation@gmail.com
The KZN Fly Fishing Association (KZNFFA)	http://www.kznffa.org/public/index.asp?pageid=847
The Natal Fly Fishing Club	http://www.nffc.co.za
FOSAF	http://www.fosaf.org.za
The Underberg and Himeville Trout Club	http://www.uhtfc.co.za
Wildfly	http://www.wildflytravel.com/index.php?option=com_content&task=view&id=282&Itemid=451

ADVERTISEMENTS

Advertisements are free for club members. A modest advertising charged is levied in respect of advertisements placed by non-members. Contact Dave Smith For details. dave@durbanflytyers.co.za

MAGNETIC READERS



Hang around your neck so they never get lost or damaged.
Click open and closed.

ONLY R100.00 each.

STRENGTHS : From 1.0 to 3.5

Colours: Blue, Red, Black, Brown, Grey, Pink, Tortoise Shell

Contact:

Linda Arbuthnot: 082 7750 555

Paul Leisegang: 082 338 0026

J-VICE FLY TYING VICE



Jay Smit

Cell: 0832508211

Email: jay@ismit.co.za

Web: jvice.com

THE ULTIMATE LANDING NET



Made in South Africa

Hand crafted Landing Net made in 2 Exotic woods.

The mesh is hand knotted using a soft multi-strand nylon to protect the fish which is to be released. The lease clip allows the net to hang high up horizontally on your vest so it will not get caught up in vegetation. Personalised name an optional.

Contact: Harvey Mulder Cell: 076 0365 123

Email: harvey.mulder@yahoo.co.za

HONEY

anniversaryhoney@difu.co.za
+27(0)31 2665367

Anniversary

HONEY

IT IS NORMAL FOR RAW HONEY TO CRYSTALLIZE.
HEAT GENTLY IN WARM WATER TO DISSOLVE.

NATURAL RAW HONEY FROM KWAZULU-NATAL


Honey sales: Anja Smith 0832951669

Bee removal: Dave Smith:

083 251 1629



explorerflyfishing.co.za/



Walkerbouts Inn - Rhodes

bookings@walkerbouts.co.za: 045 974 9290

walkerbouts.co.za